



User Manual - OJS

Web based Manuscript Submission System

Powered by OJS

Coverage : Author

Reviewer

Editor

Exclusively for Journals published by eManuscript Services

info@emanuscript.in | www.emanuscript.in

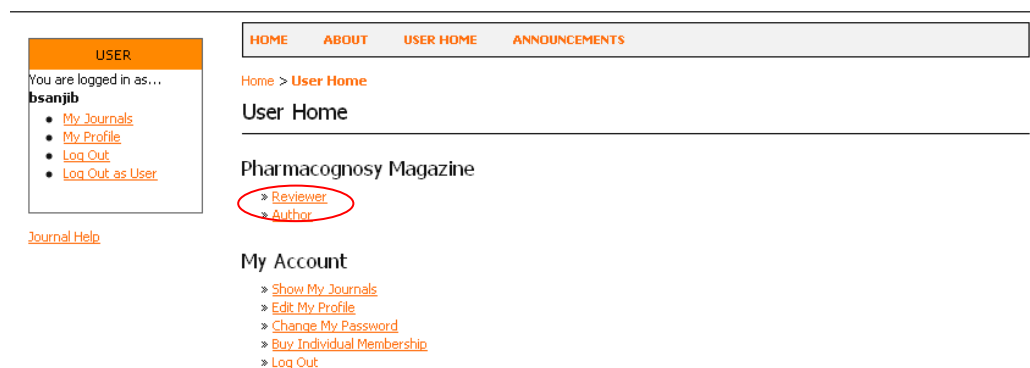
REVIEWERS

The Reviewer is selected by the Section Editor to review a submission. Reviewers are asked to submit reviews to the journal's web site and are able to upload attachments for the use of the Editor and Author. Reviewers may be rated by Section Editors, again depending on the policies for this journal.

Getting Started

- Log in to your OJS account.
- Select your role as 'Reviewer'.

Pharmacognosy Magazine



USER

You are logged in as...
bsanjib

- [My Journals](#)
- [My Profile](#)
- [Log Out](#)
- [Log Out as User](#)

[Journal Help](#)

HOME ABOUT USER HOME ANNOUNCEMENTS

Home > [User Home](#)

User Home

Pharmacognosy Magazine

- [Reviewer](#)
- [Author](#)

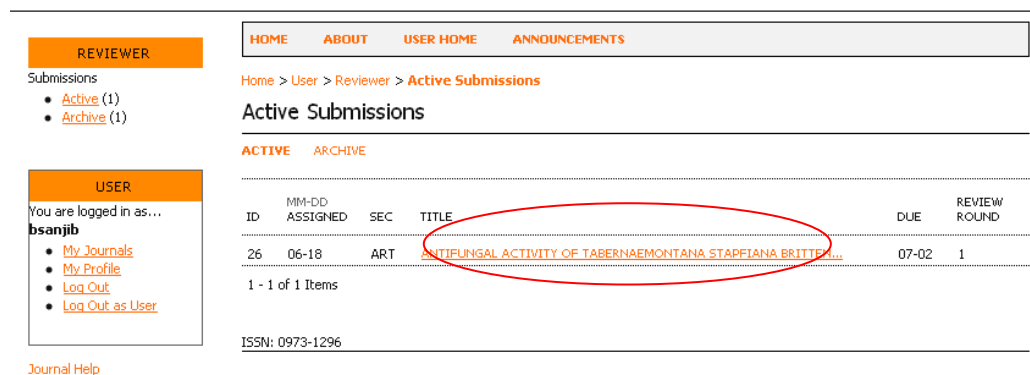
My Account

- » [Show My Journals](#)
- » [Edit My Profile](#)
- » [Change My Password](#)
- » [Buy Individual Membership](#)
- » [Log Out](#)

Reviewing Articles

In the “Active Submissions” section, select the article title (note the due date of the review):

Pharmacognosy Magazine



REVIEWER

Submissions

- [Active \(1\)](#)
- [Archive \(1\)](#)

USER

You are logged in as...
bsanjib

- [My Journals](#)
- [My Profile](#)
- [Log Out](#)
- [Log Out as User](#)

[Journal Help](#)

HOME ABOUT USER HOME ANNOUNCEMENTS

Home > [User](#) > [Reviewer](#) > [Active Submissions](#)

Active Submissions

ACTIVE ARCHIVE

ID	MM-DD ASSIGNED	SEC	TITLE	DUE	REVIEW ROUND
26	06-18	ART	ANTIFUNGAL ACTIVITY OF TABERNAEMONTANA STAPFIANA BRITTE...	07-02	1

1 - 1 of 1 Items

ISSN: 0973-1296

From the “Review” page, you can see some brief information about the submission and the review schedule (including the due date of the review):

Pharmacognosy Magazine

REVIEWER

Submissions

- [Active](#) (1)
- [Archive](#) (1)

USER

You are logged in as...
bsanjib

- [My Journals](#)
- [My Profile](#)
- [Log Out](#)
- [Log Out as User](#)

[Journal Help](#)


[HOME](#) [ABOUT](#) [USER HOME](#) [ANNOUNCEMENTS](#)

Home > User > Reviewer > #26 > **Review**

#26 Review

Submission To Be Reviewed

Title	Antifungal activity of <i>Tabernaemontana stapfiana</i> Britten (Apocynaceae) organic extracts
Journal Section	Original Research Article
Abstract	ABSTRACT The methanol and sequential (hexane, dichloromethane, ethyl acetate and methanol) extracts of leaves, fruits, root and stem barks of <i>Tabernaemontana stapfiana</i> Britten were investigated for antifungal activity against four fungi; <i>Candida albicans</i> , <i>Cryptococcus neoformans</i> , <i>Microsporum gypseum</i> and <i>Trichophyton mentagrophytes</i> . The extracts of the different plant parts showed varied activities against the tested fungi with the stem and root barks showing significant antifungal activities. The minimum inhibitory concentrations (MICs) of methanol and sequential extracts ranged between 31.25 and 8000 mg/ml while the minimum fungicidal concentrations (MFCs) ranged between 125 and 8000 mg/ml. Among the test microorganisms, <i>Candida albicans</i> was the most susceptible with the lowest MIC of 31.25 mg/ml followed by <i>Cryptococcus neoformans</i> with an MIC of 62.25 mg/ml. These results show that it is possible to find antifungal compounds in the extracts of <i>T. stapfiana</i> .

Submission Editor	Mueen Ahmed 
Submission Metadata	VIEW METADATA

Review Schedule

Editor's Request	2009-06-18
Your Response	2009-06-19
Review Submitted	—
Review Due	2009-07-02

Review Steps

1. Notify the submission's editor as to whether you will undertake the review.

Further down the Review page, you will see the 5 review steps which need to be followed:

Step 1: To accept the request, click the “Will do the review” icon and send the email message that is generated:

To decline the request, click the “Unable to do the review” icon and send the email message that is generated.

Step 2: Click the file name to read the submitted article (as well as any supplementary files). Depending on the settings of your journal, the reviewer may not be able to see the file until they have accepted the review request. Once the acceptance email is sent, the link to the file will appear.

Step 3: Click the “Review Form” icon to record your review. You need to enter text, check boxes, make selections of all required fields:


MIC of 31.25 mg/ml followed by *Cryptococcus neoformans* with an MIC of 62.25 mg/ml. These result show that it is possible to find antifungal compounds in the extracts of *T. stapfiana*.

Submission Editor Mueen Ahmed 
Submission Metadata [VIEW METADATA](#)

Review Schedule

Editor's Request 2009-06-18
Your Response 2009-06-19
Review Submitted —
Review Due 2009-07-02

Review Steps

1. Notify the submission's editor as to whether you will undertake the review.
Response Accepted
2. Click on file names to download and review (on screen or by printing) the files associated with this submission.
Submission Manuscript [26-50-1-RV.DOC](#) 2009-06-15
Supplementary File(s) None
3. Click on icon to enter (or paste) your review of this submission.
Review 
4. In addition, you can upload files for the editor and/or author to consult.
Uploaded files None
 No file chosen
[ENSURING A BLIND REVIEW](#)
5. Select a recommendation and submit the review to complete the process. You must enter a review or upload a file before selecting a recommendation.
Recommendation

Review

No Reviews

Subject

For author and editor

For editor

* Denotes required field

If no review forms are created or the created review forms are deactivated, a “Review” icon appears, and the default form for the reviewer looks like below:

Save your reviews. You may return to this form and add additional information at anytime until your review is complete. When you have finished your review, select “Done”.

Step 4: If you wish to upload files for the author and/or the editor to consult, use the “Upload files” tool.

****Important****: Please read the linked information on ensuring a blind review.

Step 5: Select a recommendation and submit the review to complete the process. You must enter a review or upload a file before selecting a recommendation:

Once you have submitted a review to the editor, you will no longer be able to make changes to your review. Be sure you have completed your review before clicking the submit button:

At this point, an email message will also be provided, informing the Section Editor of the completion of your review: